



UNIT 8 | SESSION 4

GOD'S MIRACLES PROVE WHO HE IS

MARK 16

KEY PASSAGE:

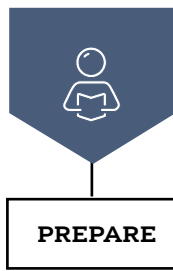
Psalm 77:14

BIG PICTURE QUESTION:

What is a miracle? A miracle is something God does that usually cannot be done so that we can know He is all-powerful.

CHRIST CONNECTION:

Jesus died on the cross for our sins, but He didn't stay dead. God was pleased with Jesus' sacrifice and miraculously raised Jesus from the dead to prove He is the Son of God and salvation is found in Him.



PRIOR TO TEACHING THE SESSION



LEADER Bible Study

The Bible is a supernatural book filled with accounts of supernatural events. Dozens of miracles are recorded in the Bible. Each miracle points to a greater reality and reveals to us what God is like.

In the story of Israel's crossing the Jordan, we see how God hears our cries and provides for us in miraculous ways. Throughout Israel's history, we see miracles that reveal the kind of God we serve: a God who is close; a God who sees, hears, and acts.

In his book *Miracles*, C.S. Lewis said, "The central miracle asserted by Christians is the Incarnation. They say that God became Man. Every other miracle prepares the way for this, or results from this."

All of Scripture reveals the kind of God who comes close, who miraculously took on flesh and lived a perfect life among us. God the Son died in our place and rose from the dead. In His death, He conquered both sin and death. He came back to life and ascended to the right hand of the Father, where He lives to make intercession for us. (Heb. 7:25) We should be moved when we consider that not only do we have a God who hears us, but who sees us, lived among us, and lives to make intercession for us.

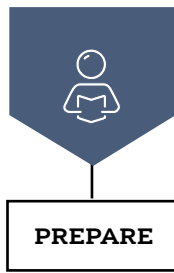
Through the miracle of Christ's finished work, we can be forgiven and reconciled

to God. We who were far off and without hope in this life have hope because of the miraculous birth, life, death, and resurrection of Jesus.

As you prepare to teach, pray and ask the God of miracles to move in the hearts of your kids as they hear the gospel proclaimed. Finally, say a prayer of thanksgiving to a miracle-working God who sees, hears, and acts for His glory and our good.

TERMS TO KNOW

Miracle: event which unmistakably involves an immediate and powerful action of God designed to reveal His character or purposes



PRIOR TO TEACHING THE SESSION

GATHER Supplies

Keep a regular supply of the following items available at all times: Bibles, pens or pencils, markers, crayons, colored pencils, scissors, glue or tape, paper.



WELCOME

Activity Page

- ☐ “Mirror Image” activity page

Session Starter (Option 1)

- ☐ ball

Session Starter (Option 2)

- ☐ tray
- ☐ random small items
- ☐ cloth or towel



LEARN

Introduce the Session

- ☐ countdown video

Big Picture Question

- ☐ Big Picture Question Poster

Review the Timeline

- ☐ Giant Timeline

Tell the Bible Story

- ☐ “God’s Miracles Prove Who He Is” video
- ☐ Bible Story Picture Poster

Questions from Kids

- ☐ “Unit 8, Session 4” questions from kids video

Missions Moment

- ☐ “Worthy Family Poster” printable
- ☐ world map

Key Passage Activity

- ☐ Key Passage Poster
- ☐ “The God Who Works Wonders (Psalm 77:14)” song
- ☐ worship song of your choice (optional)



LOVE

Review & Bible skills

- ☐ Small Group Timeline and Map Set
- ☐ world map



LIVE

Activity Choice (Option 1)

- ☐ “International Missions Crossword” printable

Activity Choice (Option 2)

- ☐ Big Picture Question Poster

Journal and Prayer

- ☐ Journal Page
- ☐ “Jesus Is ... ” activity page



WELCOME Kids

Greet each kid as he or she arrives. Use this time to collect the offering, fill out attendance sheets, build relationships, and help new kids connect to your group.

SAY “What is the most incredible thing you have ever seen or experienced? How did it make you feel? Who did you tell about it?”

1 ACTIVITY PAGE (5 minutes)

Invite kids to complete “Mirror Image” on the activity page.

SAY “When Jesus died, one of His followers placed Jesus’ body in a tomb. The Jewish leaders sealed the tomb with a huge stone, and Roman soldiers stood guard outside. This made it impossible for anyone to get in or out, but God can do impossible things!”

2 SESSION STARTER (10 minutes)

☐ OPTION 1: BOULDER RUN



Form two groups of kids. Clear a playing area and instruct the teams to sit on opposite sides. Give one team a large ball such as a beach ball or rubber playground ball. Choose one volunteer (“the runner”) to stand at one end of the room and walk to the other end between the two groups.

The groups should roll the ball across the floor, trying to hit the runner as she moves between the teams. For an added challenge, increase the number of balls. Play additional rounds with new volunteers.

SAY “In today’s Bible story, we’ll hear how a huge boulder blocked the entrance to Jesus’ tomb. Women came to the tomb to anoint Jesus’ body. They wondered how they would move the stone to enter the tomb. When they arrived, they received a big surprise!”

☐ OPTION 2: WHAT’S MISSING?

Place three or four items on a tray. Allow kids to look at the items, and then cover the tray with a towel or cloth. Ask kids to close their eyes, and then secretly remove one item from the tray. Allow kids to open their eyes, and then remove the cover from the tray. Kids must now guess which item you removed. Add more items in subsequent rounds to increase difficulty.

SAY “Some things are difficult to remember. Others are unforgettable. If a person was suddenly missing, what would you think happened? Today’s Bible story is about Jesus’ resurrection. Some women went to see Jesus, but He wasn’t there. What do you think they did next? Let’s find out!”

Transition from **WELCOME** to **LEARN**





THE STORY OF THE GOSPEL

INTRODUCE the Bible Story

1 INTRODUCE THE SESSION (3 minutes)

Show the countdown video as you transition to introduce the Bible story. Set it to end as the session begins.

SAY “Hello everyone. My name is [your name]. Something I am afraid of is [provide answer]. On the count of three, tell me something that frightens you. One, two, three! [Allow responses.] Raise your hand if you are afraid of the same thing as me. I mentioned fears because in our Bible story today, some women saw some things that made them afraid.

If you brought a Bible, open it to the Book of Mark. [Distribute additional Bibles as needed.] The Book of Mark is in the New Testament. It is one of the four Gospels, or books that tell the story of Jesus’ life on earth. The Gospels are Matthew, Mark, Luke, and John; so Mark is the second book of the New Testament. Let’s get ready to study God’s Word together. ”

2 BIG PICTURE QUESTION (1 minute)

SAY “Who can remember our big picture question? [Allow responses.] Yes, our big picture question is, **What is a miracle?** Who remembers the answer? [Allow responses.] **A miracle is something God does that usually cannot be done so that we can know He is all-powerful.** For the last few weeks, we have been learning about miracles from the Book of Joshua. This week, we will learn about the greatest and most important miracle in the Bible: Jesus’ resurrection. ”

3 REVIEW THE TIMELINE (1 minute)

Show the giant timeline. Point to individual Bible stories as you review.

SAY “We have learned some amazing things together. The Bible tells us everything we need to know about God’s rescue plan to save His people. We learned about Adam and Eve and the beginning of the story, and we have heard how God has been faithful to His people—even when they were unfaithful to Him. Today, we will jump forward and see how God won ultimate victory over sin and death and miraculously completed His great rescue plan. ”



THE STORY OF THE GOSPEL

LEARN the Bible Story

1 TELL THE BIBLE STORY: VIDEO OR STORYTELLER (10 minutes)

Open your Bible to Mark 16. Use the Bible storytelling tips to help you tell the story, or show the Bible story video “God’s Miracles Prove Who He Is.” Use the bold text to retell or review the story.

GOD’S MIRACLES PROVE WHO HE IS

“Jesus had died on the cross and was buried in a tomb. On the first day of the week, **Mary Magdalene** (MAG duh leen), **Mary the mother of James, and Salome** (suh LOH mih) **went to the tomb**. It was very early in the morning on the third day after Jesus’ death. The women brought spices with them so they could anoint Jesus’ body.

As they walked to the tomb, they thought about the large stone covering the entrance to the tomb. “Who will roll away the stone for us?” they wondered. But as they got close to the tomb, they saw that the stone was already rolled away.

The women went into the tomb. **A young man wearing a white robe was sitting inside. He was an angel, and the women were afraid.**

“Don’t be afraid,” the angel said. “You are looking for Jesus, who was crucified. He has risen!” The angel invited the women to look at the place Jesus’ body had been laid. Miraculously, Jesus wasn’t there.

“Go, tell His disciples. Tell Peter!” the angel instructed. “Jesus is going ahead of you to Galilee. You will see Him there, just like He told you.”

The women ran from the tomb. They were overwhelmed with fear and excitement, afraid to say anything to anyone.

Christ Connection: Jesus died on the cross for our sins, but He didn’t stay dead. God was pleased with Jesus’ sacrifice and miraculously raised Jesus from the dead to prove He is the Son of God and salvation is found in Him. ”

STORYTELLING TIPS

Show emotion: This story is filled with emotion. Demonstrate the various emotions through the tone of your voice and facial expression.

Act it out: Consider writing simple speaking parts on index cards. Assign roles to a few kids, distribute index cards, and invite kids to participate by acting out the story as you narrate.



THE STORY OF THE GOSPEL

2 REVIEW THE BIBLE STORY

SAY “ Jesus died on the cross, and His body was placed in a tomb. The Jewish leaders sealed the tomb with a large stone, and soldiers stood guard outside. A group of women came to the tomb on the third day to anoint Jesus’ body. When they arrived, they found the stone had been rolled away. An angel announced that Jesus was alive! Jesus had predicted His own resurrection. He kept His word.

What emotions did the women feel? Look at Mark 16:5,8. [Choose a volunteer to read the verses aloud.] The women were surprised, excited, but mostly alarmed or afraid. Why do you think they were afraid? [Allow responses.] The women might have been afraid because they saw an angel or because they didn’t know where Jesus’ body was.

Jesus predicted His death and resurrection many times. [Choose volunteers to read Mark 8:31 and Matthew 17:22-23.] Why do you think Jesus’ followers expected to find His body rather than believing what He said? Maybe the idea of Jesus’ coming back to life was too difficult to believe, or maybe they didn’t think Jesus would keep His promise. Perhaps they didn’t understand His message. Praise God, though, that the women and Jesus’ disciples received good news! Jesus had come back to life, just as He said He would. God fulfilled His word and worked a miracle.

What is a miracle? A miracle is something God does that usually cannot be done so that we can know He is all-powerful. Now, you and I can trust Jesus with our lives. Since God brought Jesus back to life, we can trust Him to forgive our sin and give us the gift of eternal life. Since Jesus came back to life, we can trust Him to always be faithful and keep His promises. ”

3 CHRIST CONNECTION

SAY “ Jesus died on the cross for our sins, but He didn’t stay dead. God was pleased with Jesus’ sacrifice and miraculously raised Jesus from the dead to reign as King over all creation. Jesus provides salvation from sin and the promise of eternal life. ”

(Tip: Use Scripture and the Gospel Plan Poster to explain how to become a Christian. Make sure kids know when and where they can ask questions.)

4 QUESTIONS FROM KIDS (3 minutes)

Show the “Unit 8, Session 4” questions from kids video. Prompt kids to discuss:

1. How can we be sure Christianity is the right religion?
2. Have you decided to follow Jesus? Why or why not?

5 MISSIONS MOMENT (3 minutes)

Write home and international on multiple strips of paper and mix them up. Display a world map.

| **SAY** “ Jesus’ resurrection was the greatest miracle in history. The good news that Jesus’ life,



THE STORY OF THE GOSPEL

death, and resurrection made the way for us to live with God and free us from sin. This is the reason missionaries devote their lives to telling others. Some missionaries work in their home country (home missionaries), and others travel to another country (international missionaries), but all missionaries share the gospel whenever God calls them. ”

Guide the kids to take turns choosing a slip of paper. If their paper says home, ask them to point on the map to a city in your country where missionaries could tell people about Jesus. If the paper says international, ask them to point to another country where missionaries could go. Then show the “Worthy Family Poster.”

SAY “ The Worthy family is from the United States, but they went to Italy to share the gospel. Are the Worthys home missionaries or international missionaries? [Allow responses.] That’s right! They are international missionaries. ”

Ask a volunteer to find Italy on the map. Pray that God will continue to call missionaries to work all over the world.

6 KEY PASSAGE ACTIVITY (5 minutes)

Before the session, write each word of the key passage on a separate index card. Prepare two sets. Show the key passage poster. Lead kids in reading aloud Psalm 77:14 together.

Form two groups. Remove about half the cards from each set of key passage cards, and then provide an incomplete set to each group. Challenge kids to arrange the cards in the correct order, accounting for the missing words. Once kids have completed the task, encourage them to read the key passage, providing the missing words from memory.

SAY “ We have been learning about miracles. Jesus’ resurrection is the most amazing and important miracle in the Bible. This shows that God is all-powerful. ”

Lead kids to sing “The God Who Works Wonders (Psalm 77:14).” You may also choose to sing a worship song of your choice.

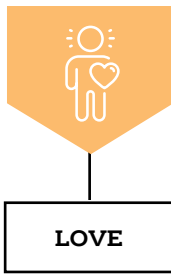
7 PRAY (2 minutes)

Invite kids to pray before transitioning to Love.

SAY “ Thank You, God, for raising Jesus from the dead. You can do anything. Help us to follow Jesus and trust in Him. Thank You for giving us the hope of eternal life. We love You. Amen. ”

Transition from **LEARN** to **LOVE**





THE GOD OF THE GOSPEL

LOVE God by Applying the Story

1 REVIEW & BIBLE SKILLS (5 minutes)

Distribute Bibles and display the New Testament Israel Map. Guide kids to open their Bibles to Mark 16. Explain that our stories from Joshua in previous weeks all took place within an area of about 30–40 miles from the northern edge of the Dead Sea (H6). Jesus' death and resurrection took place in Jerusalem (H5). God did many incredible things here!

Consider comparing the map to a modern-day map to help kids understand where these stories took place. (Tip: Locate the areas in and around modern-day Israel.)

Choose a volunteer to read aloud Mark 16:6-7.

SAY “God worked many miracles in this area of the world. **What is a miracle? A miracle is something God does that usually cannot be done so that we can know He is all-powerful.** We can trust God with our lives and follow Jesus.”

2 GROUP DISCUSSION (10 minutes)

Ask the following questions. Lead the group to discuss.

SAY “As the women walked to the tomb, they thought about the stone and wondered how they would move it. The stone was an obstacle. Is there any obstacle in your life keeping you from following Jesus as you should?”

Point out that God has worked many miracles. He brought Jesus back from the dead! Assure kids that there is no obstacle God cannot overcome. Suggest kids ask God to help them in their struggles so that they can grow and follow Jesus more closely. Encourage kids to speak to a parent or other trusted adult about any problems they're facing.

(Option: Choose a volunteer to read James 1:2-4.)

SAY “The angel told the women to go and tell the disciples that Jesus was alive. Who can you tell about the good news of Jesus?”

Explain that kids can remind other Christians about Jesus' resurrection. This good news gives us hope and helps us look forward to spending eternity with God. We can also share the gospel with people who do not follow Jesus. Jesus is the only way for people to have forgiveness and life forever instead of death and punishment in hell.

(Option: Choose a volunteer to read Mark 16:15.)

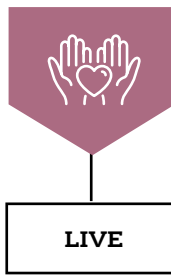
SAY “How do the Bible stories about miracles that we have studied over the past few weeks change how you think about God? How might these truths change your life?”

Invite kids to share their ideas. Any time we read or study the Bible, we should respond, which means doing something about what we have learned. God's Word can transform and change us to be more like Jesus.

(Option: Choose a volunteer to read Heb. 4:12.)

Transition from **LOVE** to **LIVE**





THE MISSION OF THE GOSPEL

LIVE the Mission

1 ACTIVITY CHOICE (10 minutes)

☐ OPTION 1: MISSIONS CROSSWORD



Provide each kid with a copy of the “International Missions Crossword” printable and a pencil.

As a group, discuss each clue and consider how difficult it might be to learn new things. Which things might be fun to learn? Guide the kids to fill in the answers as you discuss each clue.

SAY “ International missionaries have a lot to learn when they get to their mission field. It can be tough! People there may dress differently, speak a different language, eat different foods, or follow a different religion. But all people need the same thing: to hear and believe the good news that Jesus died for our sin and rose again to save us. Every person who has ever been called to missions was once a kid like you. Someday God may call you to be a missionary. ”

Encourage the kids to ask God to help them know His will for their lives with regard to missions.

☐ OPTION 2: TELL SOMEBODY



Distribute paper (blank or ruled) and writing utensils. Direct kids to write down a list of people they can tell about Jesus. Encourage them to especially think about people who are not followers of Jesus. Next, invite kids to write down what they would say in a conversation with one of these people. Specifically, how would they explain the gospel? What would they say to someone who does not believe the resurrection actually happened?

Remind kids that they may not always have all the answers, but a good place to start is to share their stories and talk about how God has changed them. Finally, guide kids to make a plan for this conversation. When and where will it take place?

SAY “ The angel in the tomb told the women to go and tell others that Jesus was alive. You can tell other people the good news about Jesus, too. ”

2 JOURNAL AND PRAYER (5 minutes)

Distribute journal pages and pencils. Guide kids to think about and answer the questions listed on the page. As kids journal, invite them to share their ideas.

- What does this story teach me about God or the gospel?
- What does the story teach me about myself?
- Are there any commands in this story to obey? How are they for God’s glory and my good?
- Are there promises in this story to remember? How do they help me trust and love God?
- How does this story help me to live on mission better?

Review the gospel and encourage kids to speak with you or another teacher if they have questions. Then pray, thanking God for the life He gives us through our risen Savior. As time allows, lead kids to complete “Jesus Is ...” on the activity page.